

Scaled data based on original data using
LM-79-08 Approved Method: Electrical and Photometric Measurements of Solid-
State Lighting Products

Test Report Prepared for
Cooper Lighting Solutions
(formerly Eaton)

Brand: McGRAW-EDISON

Report Number: P385727

Luminaire Tested: **GWC-SA1B-735-U-T3**

Issue Date: 3/3/2020

Test Information

Test Method: LM-79-08
Report Number: P385727
TEST IS SCALED FROM IESNA LM-79-08 TEST DATA (G2-1903-205-14)
Test Lab: INNOVATION CENTER
Issue Date: 3/3/2020
Manufacturer: COOPER LIGHTING SOLUTIONS (FORMERLY EATON)
Product Line: MCGRAW-EDISON
Catalog Number: GWC-SA1B-735-U-T3
Description: GALLEON WALL LUMINAIRE
(1) 70 CRI, 3500K, 800mA LIGHTSQUARE WITH 16 LEDS AND TYPE III OPTICS
Light Source: -
Ballast/Driver: ELECTRONIC DRIVER

Summary

Lumens per Lamp: N/A
Luminaire Lumens: 5735 lumens
Efficiency: N/A
Efficacy: 130.3 lumens/watt
Luminous Opening: Rectangular (W 0.5' x L: 0.5' x H: 0')
IES Classification: Type III - Short
BUG Rating: B1 - U0 - G2

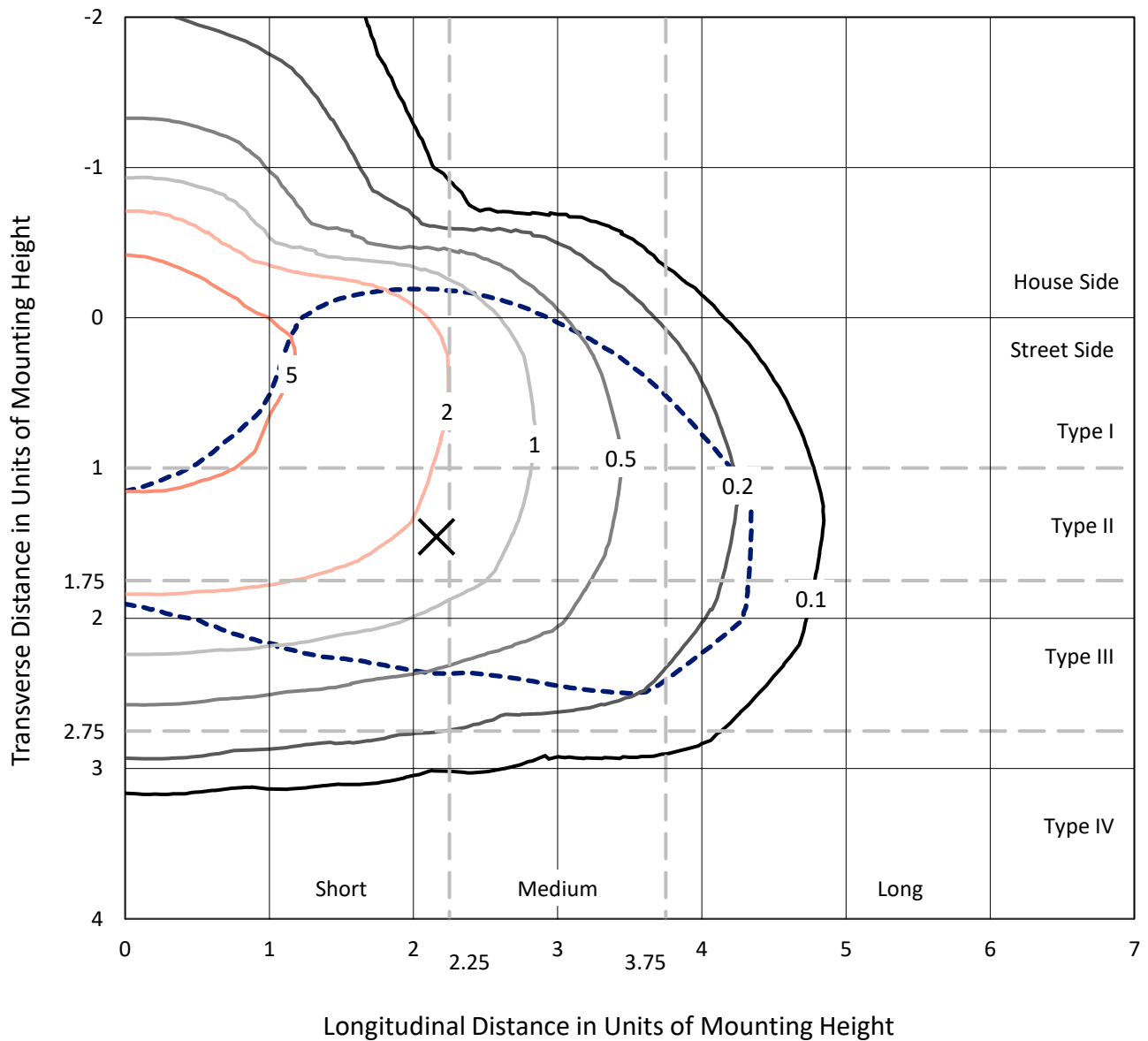
Input Watts (W): 44
Input Voltage (V): NR
Input Current (Ain): NR
Voltage Rise (V): NR
Power Factor: NR
Total Harmonic Distortion (THDi): NR
Frequency (hertz): 60
Stabilization Time: NR
Operation Time: NR
Ambient Temperature (°C): NR
Test Distance: 24 FT



REPORT NUMBER: P385727
 CATALOG NUMBER: GWC-SA1B-735-U-T3

Iso-Footcandle Lines of Horizontal Illumination

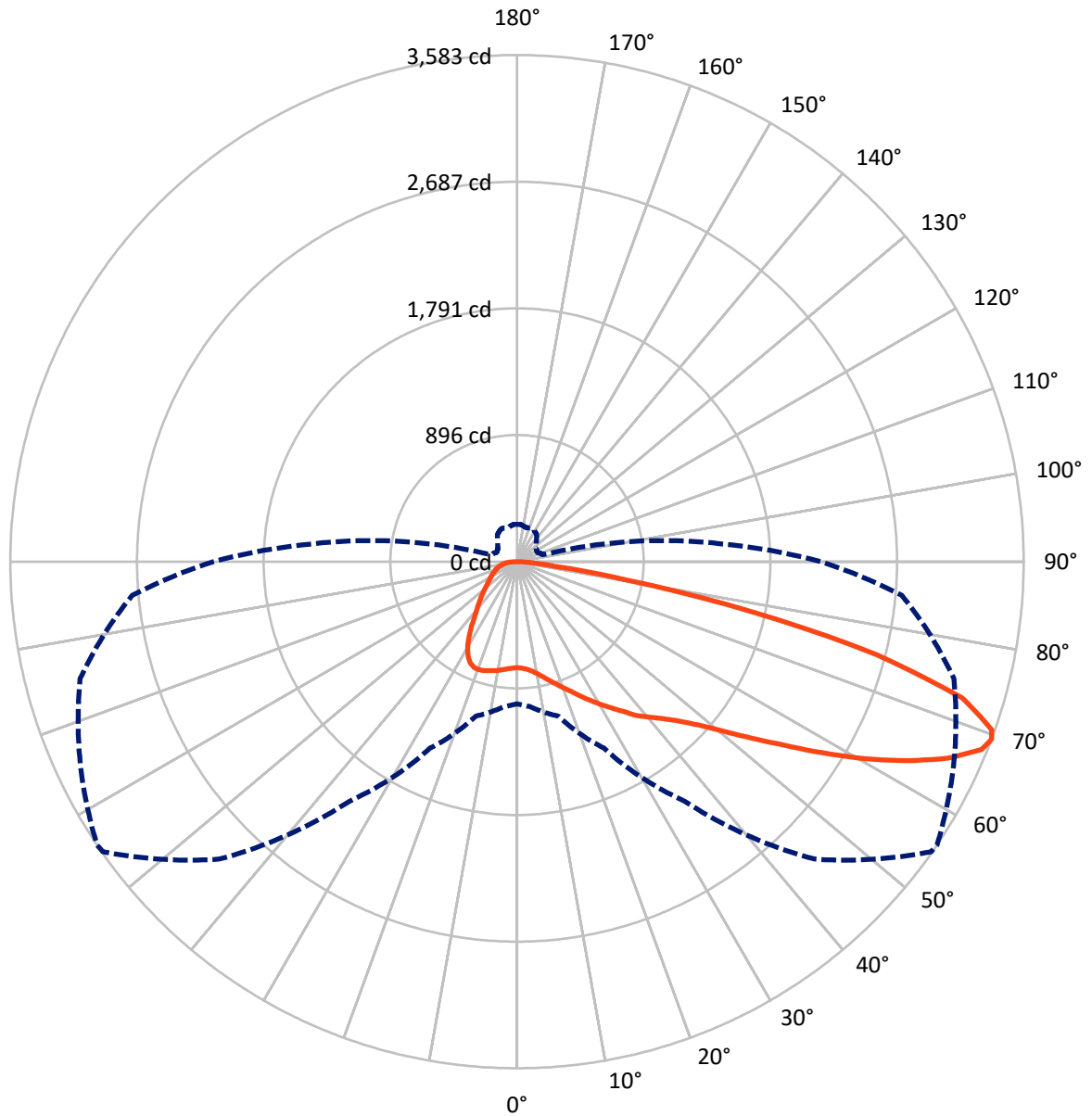
✕ Max cd
 - - - 1/2 Max cd



Based on 10 foot mounting height. Maximum calculated value = 8.2 fc
 Type III - Short - N/A

REPORT NUMBER: P385727
CATALOG NUMBER: GWC-SA1B-735-U-T3

Luminous Intensity Polar Plot



— Vertical Plane Through 56-Deg Lateral - - - Horizontal Cone Through 69-Deg Vertical

REPORT NUMBER: P385727

CATALOG NUMBER: GWC-SA1B-735-U-T3

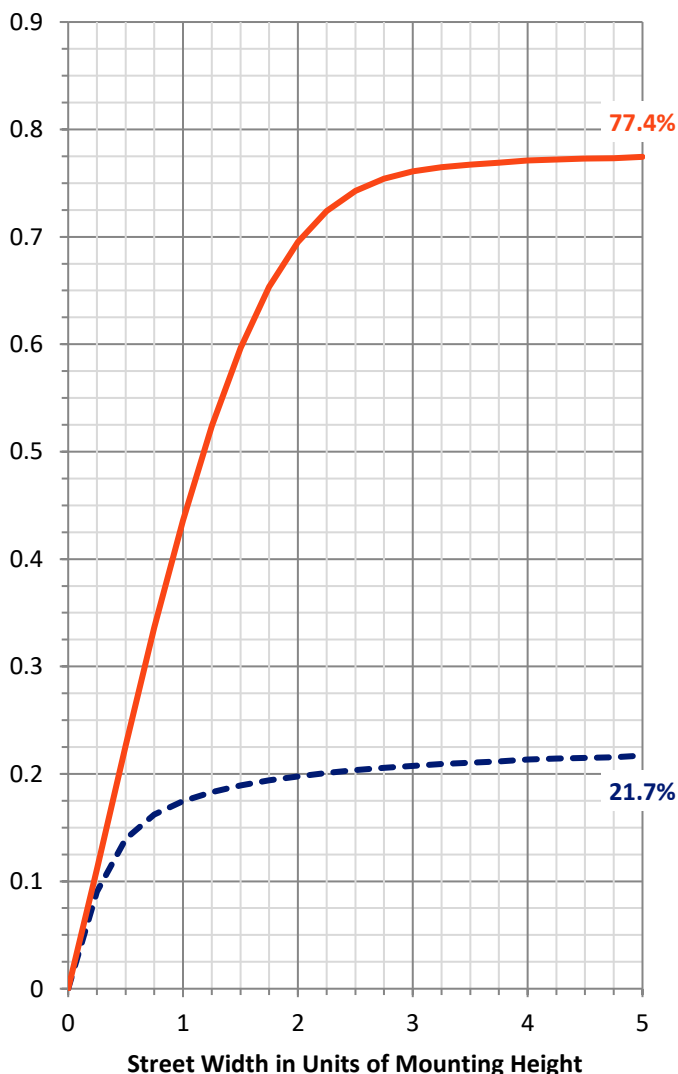
FLUX DISTRIBUTION:

		Downward	Upward	Total
House Side	Lumens	1277.2	0.0	1277.2
	% Fixture	22.3	0.0	22.3
Street Side	Lumens	4457.8	0.0	4457.8
	% Fixture	77.7	0.0	77.7
Total	Lumens	5735.0	0.0	5735.0
	% Fixture	100.0	0.0	100.0

ZONAL LUMENS:

Zone	Lumens	% Fixture
0°-10°	73.6	1.3
10°-20°	236.8	4.1
20°-30°	413.4	7.2
30°-40°	593.8	10.4
40°-50°	821.7	14.3
50°-60°	1204.0	21.0
60°-70°	1467.8	25.6
70°-80°	811.5	14.2
80°-90°	112.4	2.0
90°-100°	0.0	0.0
100°-110°	0.0	0.0
110°-120°	0.0	0.0
120°-130°	0.0	0.0
130°-140°	0.0	0.0
140°-150°	0.0	0.0
150°-160°	0.0	0.0
160°-170°	0.0	0.0
170°-180°	0.0	0.0
0°-90°	5735.0	100.0
0°-180°	5735.0	100.0

Coefficient of Utilization



REPORT NUMBER: P385727

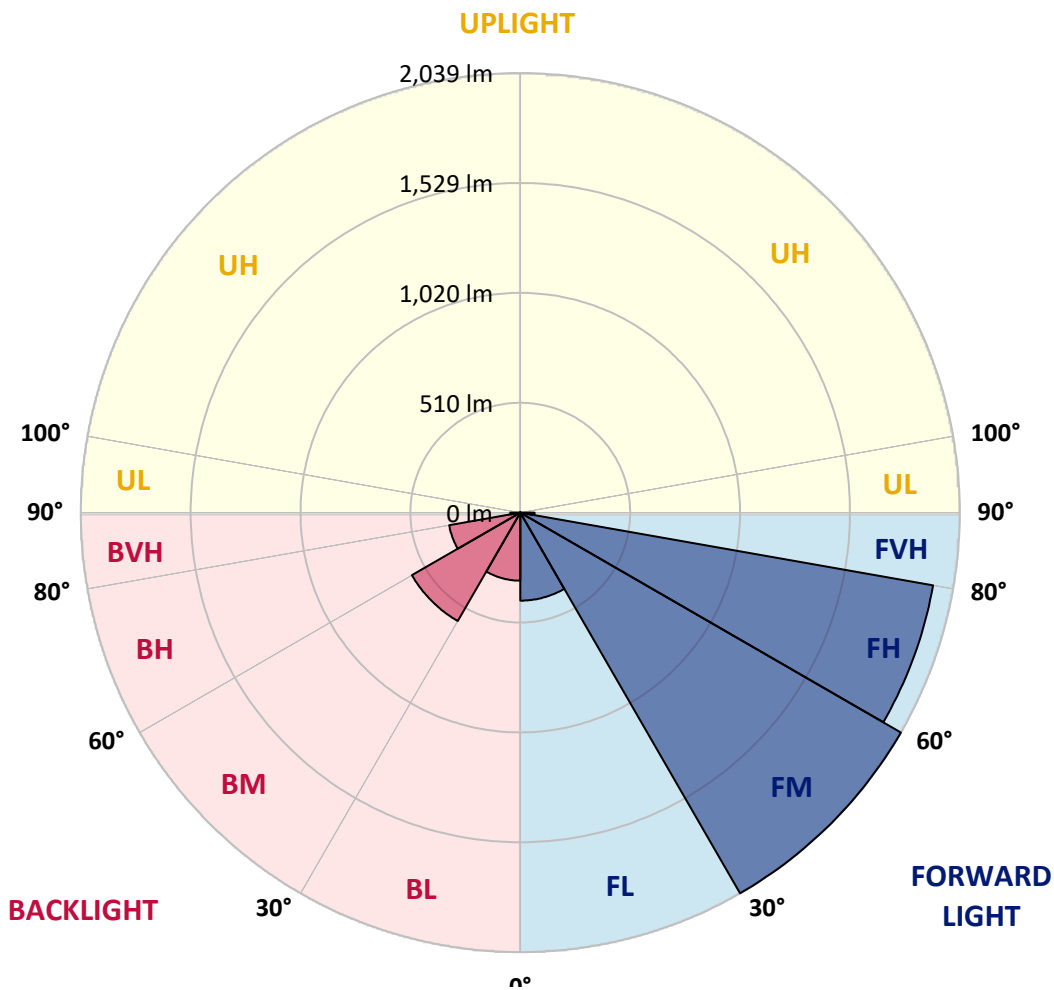
CATALOG NUMBER: GWC-SA1B-735-U-T3

LUMINAIRE CLASSIFICATION SYSTEM LUMEN TABLE AND BUG RATING:

Zone	Lumens	% Fixture	Zone Rating/Lumen Limit		
			B	U	G
FL (0°-30°)	408.2	7.1			
FM (30°-60°)	2039.0	35.6			
FH (60°-80°)	1944.5	33.9			G2/5000
FVH (80°-90°)	66.2	1.2			G1/100
BL (0°-30°)	315.6	5.5	B1/500		
BM (30°-60°)	580.4	10.1	B1/1000		
BH (60°-80°)	334.9	5.8	B1/500		G1/500
BVH (80°-90°)	46.2	0.8			G1/100
UL (90°-100°)	0.0	0.0		U0/0	
UH (100°-180°)	0.0	0.0		U0/0	

BUG Rating: B1-U0-G2

Type III Short





REPORT NUMBER: P385727

CATALOG NUMBER: GWC-SA1B-735-U-T3

CANDELA DISTRIBUTION (FULL):

	0°	5°	15°	25°	35°	45°	55°	56°	65°	75°	85°
0°	749.7	749.7	749.7	749.7	749.7	749.7	749.7	749.7	749.7	749.7	749.7
2.5°	754.5	755.3	754.7	756.3	754.5	755.6	754.7	754.7	754.1	752.4	750.4
5°	766.4	768.0	766.9	768.5	766.4	766.7	764.9	764.9	763.2	759.4	755.5
7.5°	785.0	786.7	785.9	787.5	784.6	784.6	782.1	782.0	778.4	772.3	767.8
10°	807.0	809.5	808.6	811.0	808.6	809.5	807.0	807.0	802.3	793.6	787.9
12.5°	839.3	842.3	840.0	839.8	838.9	840.5	838.5	838.0	833.7	821.9	814.0
15°	882.4	885.5	881.0	880.6	875.0	874.4	874.4	873.8	871.1	856.8	843.8
17.5°	931.9	932.9	929.0	922.7	915.5	911.0	910.4	912.0	912.0	895.3	874.7
20°	980.5	982.3	979.1	972.0	963.0	956.2	951.5	954.6	954.4	934.7	905.3
22.5°	1033.4	1037.7	1032.9	1023.8	1013.1	1005.6	997.4	1000.1	1000.3	975.9	935.3
25°	1102.0	1098.2	1095.3	1082.5	1067.2	1059.5	1051.8	1054.6	1053.8	1020.5	966.3
27.5°	1162.7	1163.4	1159.5	1145.9	1128.3	1111.3	1110.9	1112.7	1109.7	1066.7	995.6
30°	1233.2	1233.6	1228.1	1215.9	1196.7	1174.7	1169.6	1172.6	1166.3	1110.6	1026.4
32.5°	1303.3	1305.3	1299.2	1284.3	1268.9	1242.3	1232.0	1234.0	1218.2	1155.4	1058.1
35°	1364.8	1367.6	1365.6	1355.7	1338.9	1316.0	1303.8	1302.6	1283.0	1210.3	1100.2
37.5°	1427.4	1429.9	1427.8	1419.5	1412.8	1388.5	1381.9	1381.9	1348.0	1266.4	1153.8
40°	1491.9	1495.8	1493.2	1481.7	1476.0	1465.0	1449.4	1445.6	1408.8	1333.8	1241.1
42.5°	1551.7	1556.9	1567.1	1560.4	1548.7	1550.3	1518.9	1516.9	1490.1	1433.3	1350.8
45°	1636.6	1644.1	1661.5	1656.4	1654.0	1645.3	1608.0	1606.2	1595.9	1567.3	1486.9
47.5°	1729.3	1739.6	1770.9	1772.0	1797.4	1781.1	1730.3	1724.2	1726.5	1727.7	1653.1
50°	1814.6	1825.9	1877.5	1901.8	1961.8	1965.4	1884.2	1878.7	1887.9	1915.2	1846.7
52.5°	1882.8	1897.0	1961.5	2036.5	2139.5	2168.7	2073.6	2069.5	2076.4	2123.4	2065.5
55°	1932.8	1948.2	2018.4	2155.1	2319.5	2371.0	2291.7	2287.8	2292.1	2352.1	2303.6
57.5°	1944.5	1948.2	2049.9	2234.9	2471.4	2595.3	2558.7	2550.7	2529.4	2581.6	2566.4
60°	1889.7	1904.7	2023.8	2262.9	2588.9	2816.3	2837.6	2827.8	2767.9	2810.6	2798.4
62.5°	1778.6	1805.5	1926.5	2220.3	2634.9	2996.9	3111.3	3099.4	2996.3	3023.9	2965.1
65°	1597.3	1608.8	1735.8	2073.1	2576.5	3112.5	3355.2	3349.3	3219.6	3176.3	2995.9
67.5°	1272.9	1294.5	1402.3	1765.5	2337.2	3098.9	3544.0	3543.4	3365.4	3232.7	2886.7
69°	1005.6	1028.0	1130.7	1454.3	2068.2	2974.1	3575.5	3582.5	3406.4	3198.4	2730.5
70°	801.7	827.6	898.2	1224.9	1829.3	2809.8	3549.3	3561.7	3398.5	3141.7	2586.5
72.5°	341.2	362.1	412.3	631.5	1114.9	2098.1	3245.2	3292.3	3215.4	2875.4	2137.7
75°	149.0	155.5	178.2	257.4	494.9	1141.9	2542.3	2629.2	2749.3	2430.5	1592.4
77.5°	109.1	111.8	124.3	151.1	222.1	431.3	1634.8	1685.5	1982.8	1768.6	976.8
80°	84.4	86.3	96.0	111.0	145.0	174.4	745.6	789.1	1114.9	908.4	406.8
82.5°	67.2	68.6	75.2	81.8	100.1	105.7	247.5	274.6	411.5	250.9	107.7
85°	62.5	64.0	66.4	59.7	64.3	62.0	107.1	112.0	124.3	98.5	45.1
87.5°	28.3	33.3	65.8	46.4	34.2	27.2	43.9	45.8	51.6	51.8	19.9
90°	0.0	0.0	0.0	0.0	0.0	0.0	0.0	0.0	0.0	0.0	0.0



REPORT NUMBER: P385727
 CATALOG NUMBER: GWC-SA1B-735-U-T3

CANDELA DISTRIBUTION (continued):

	90°	95°	105°	115°	125°	135°	145°	155°	165°	175°	180°
0°	749.7	749.7	749.7	749.7	749.7	749.7	749.7	749.7	749.7	749.7	749.7
2.5°	751.5	751.0	752.0	749.5	752.5	752.4	751.3	751.7	753.7	753.5	753.7
5°	756.1	755.6	756.9	755.1	758.7	759.9	760.1	761.8	764.0	764.6	764.6
7.5°	767.6	767.6	768.1	765.8	768.1	768.0	766.9	768.7	770.9	771.1	770.9
10°	787.3	787.5	786.6	780.4	778.4	773.1	768.1	768.3	771.1	773.3	773.9
12.5°	812.2	811.4	807.0	795.8	787.5	776.6	771.5	771.3	774.1	775.8	776.4
15°	840.7	838.5	827.2	808.8	794.3	783.5	775.3	773.3	771.7	769.7	769.9
17.5°	867.5	862.6	843.8	818.3	802.9	788.7	772.7	759.9	751.0	745.8	744.2
20°	894.8	885.1	858.0	827.2	807.7	781.8	751.0	724.8	708.7	701.2	699.8
22.5°	919.7	904.1	871.3	836.5	803.9	758.5	710.1	672.1	649.6	639.5	640.3
25°	944.0	922.2	885.1	843.0	785.0	717.3	653.2	606.6	580.5	569.2	568.8
27.5°	965.3	940.6	900.1	837.7	749.5	658.9	585.8	540.3	518.6	509.0	507.4
30°	989.8	963.7	920.0	817.4	697.8	591.3	520.0	488.0	472.6	462.9	461.1
32.5°	1019.6	995.1	936.5	780.4	631.6	520.8	468.7	446.3	432.3	421.4	419.4
35°	1063.1	1036.6	940.6	727.5	558.9	465.1	430.9	408.0	389.0	375.0	373.6
37.5°	1117.6	1088.6	931.1	658.9	488.4	428.9	399.5	371.2	346.5	326.8	323.6
40°	1196.2	1152.4	904.8	579.9	436.4	401.0	368.9	336.7	306.1	282.9	278.3
42.5°	1290.7	1227.3	864.5	501.3	398.3	372.8	338.5	298.5	269.3	252.9	250.5
45°	1410.8	1305.1	808.6	432.5	360.7	344.6	305.7	268.9	250.7	238.7	236.7
47.5°	1547.9	1392.5	749.9	376.6	329.0	318.1	279.4	255.6	241.2	231.7	230.0
50°	1716.5	1491.0	687.7	330.8	296.9	286.2	266.9	248.4	236.9	229.6	227.8
52.5°	1906.5	1602.2	642.9	294.6	270.5	262.7	260.4	244.4	235.1	229.6	227.8
55°	2111.2	1715.4	594.4	264.2	247.5	249.7	256.1	244.8	238.4	231.7	229.2
57.5°	2316.1	1832.5	540.5	238.4	229.4	240.0	253.1	245.6	240.2	233.7	231.4
60°	2478.1	1906.5	457.0	216.9	214.9	229.4	245.9	239.6	232.7	233.0	232.5
62.5°	2553.7	1902.6	364.7	197.7	200.6	214.9	234.5	230.3	224.6	232.3	233.0
65°	2511.3	1807.8	283.9	180.4	185.2	199.9	222.6	225.8	227.8	242.6	244.6
67.5°	2333.1	1623.2	219.9	165.1	171.1	189.7	223.9	245.9	248.6	264.2	264.0
69°	2148.8	1450.1	191.1	157.3	164.2	192.2	239.3	258.8	249.1	265.8	263.3
70°	1994.2	1313.2	175.7	151.9	161.0	196.8	249.5	258.6	246.1	260.4	256.5
72.5°	1535.9	944.7	149.0	142.0	150.3	188.3	252.5	252.9	239.3	242.0	235.3
75°	1053.4	597.1	130.0	128.6	134.1	169.7	243.0	241.6	221.3	217.3	211.8
77.5°	580.8	303.2	110.5	115.7	119.5	150.3	220.9	218.9	202.1	193.8	191.8
80°	224.0	132.7	93.3	103.0	105.3	130.2	193.6	191.8	177.8	167.1	164.2
82.5°	84.5	69.5	77.0	89.1	88.3	107.5	164.0	163.0	149.4	133.8	129.0
85°	39.1	41.7	61.1	73.5	67.7	79.7	131.1	132.9	116.4	97.8	97.8
87.5°	16.6	23.3	43.3	55.5	45.7	53.7	96.2	91.9	84.4	58.5	55.0
90°	0.0	0.0	0.0	0.0	0.0	0.0	0.0	0.0	0.0	0.0	0.0

Signify Classified - Internal
Cooper Lighting Solutions Photometric Lab
1121 Highway 74 South
Peachtree City, GA 30269

Scaled Data Report



Report Generated By 670245982

Signify Classified - Internal
Cooper Lighting Solutions Photometric Lab
1121 Highway 74 South
Peachtree City, GA 30269

Scaled Data Report



Signify Classified - Internal
Cooper Lighting Solutions Photometric Lab
1121 Highway 74 South
Peachtree City, GA 30269

Scaled Data Report



Signify Classified - Internal
Cooper Lighting Solutions Photometric Lab
1121 Highway 74 South
Peachtree City, GA 30269

Scaled Data Report



Signify Classified - Internal
Cooper Lighting Solutions Photometric Lab
1121 Highway 74 South
Peachtree City, GA 30269

Scaled Data Report



--- HS — SS

Signify Classified - Internal
Cooper Lighting Solutions Photometric Lab
1121 Highway 74 South
Peachtree City, GA 30269

Scaled Data Report



u

Signify Classified - Internal
Cooper Lighting Solutions Photometric Lab
1121 Highway 74 South
Peachtree City, GA 30269

Scaled Data Report



Signify Classified - Internal
Cooper Lighting Solutions Photometric Lab
1121 Highway 74 South
Peachtree City, GA 30269

Scaled Data Report



(END OF REPORT)